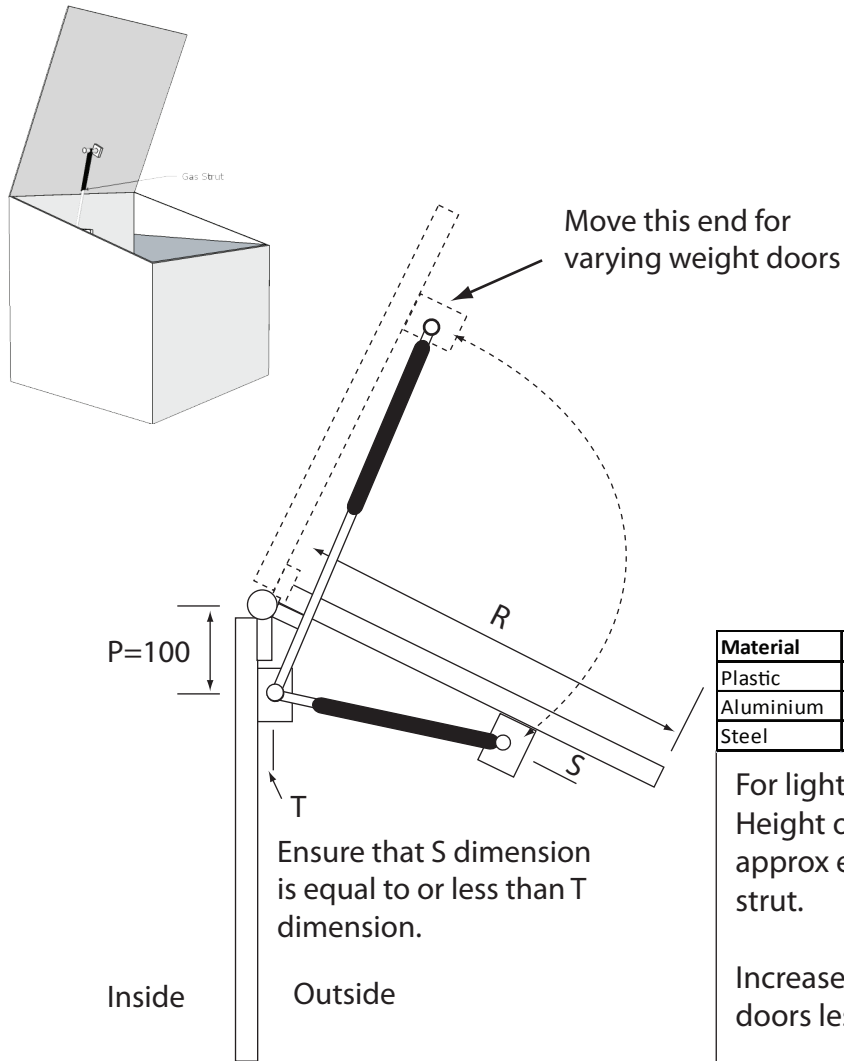


OPTION 1
Horizontal to Vertical



Ensure that S dimension is equal to or less than T dimension.

Inside

Outside

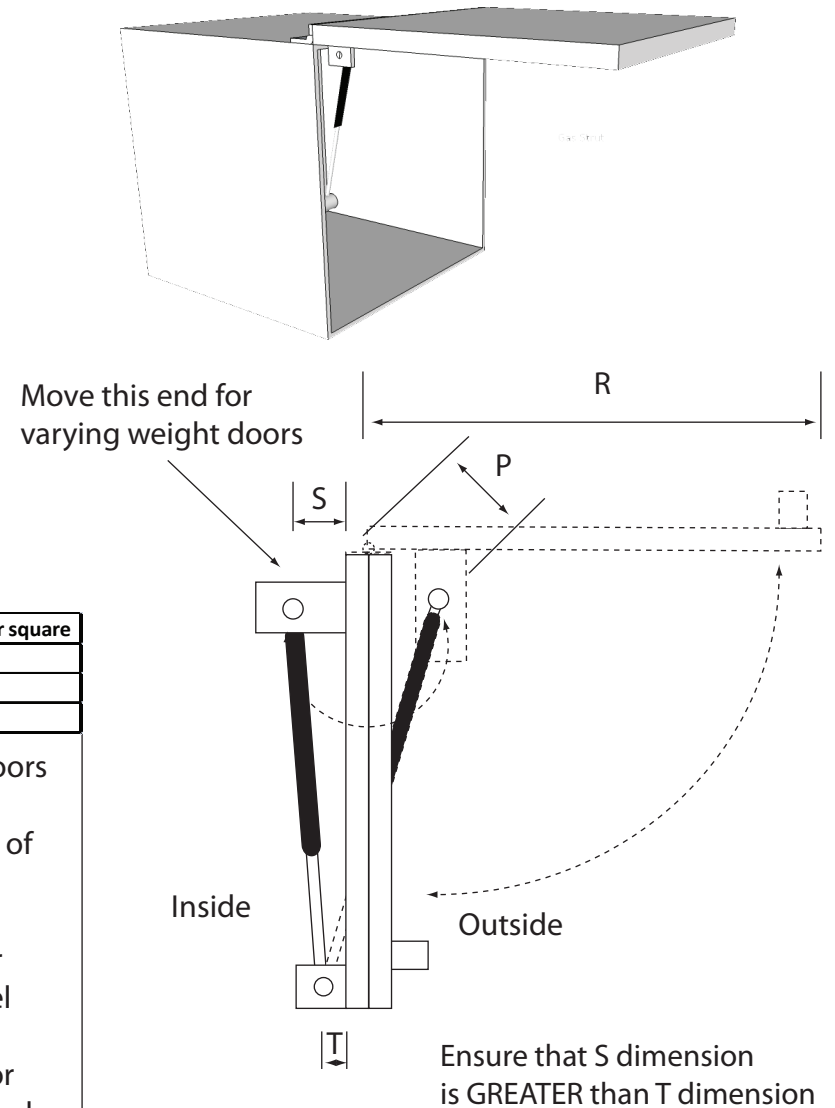
Material	Thickness	Weight 1mtr square
Plastic	10mm	10 kg
Aluminium	10mm	27 kg
Steel	10mm	78 kg

For light and medium doors
Height of door (R)x0.5 =
approx extended length of
strut.

Increase dimension P for
doors less than 90° travel

Decrease dimension P for
doors more than 90° travel

OPTION 2
Vertical to Horizontal



Move this end for
varying weight doors

Inside

Outside

Ensure that S dimension
is GREATER than T dimension



Disclaimer: These plans and designs are concepts, accurate to the best of our knowledge. Dimensions and designs shown are based on actual working models, however do not constitute a specification. Co-Mac (PN) Ltd take no responsibility in any form whatsoever for the results of the use of these plans, and the user is recommended to conduct their own assessment of the designs, within the requirements of the application.

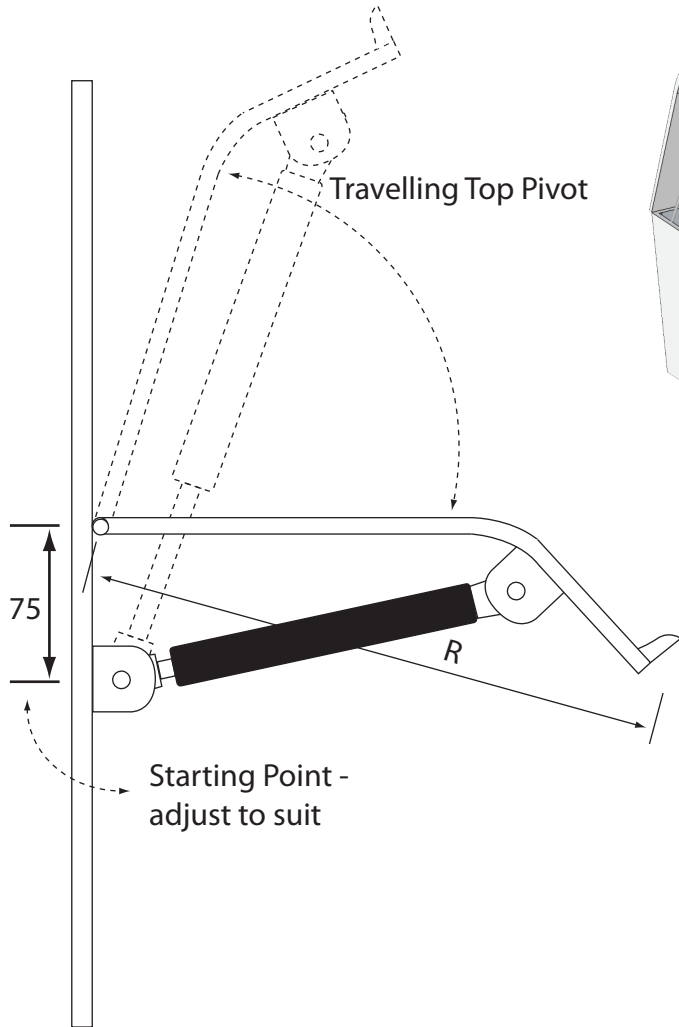
www.comac.co.nz
orders@comac.co.nz

PH (06) 350-0015
FAX (06) 354-2662

PH 0800 33 55 22 105 Kaimanawa Street
FAX 0800 42 66 22 PO Box 4 PALMERSTON NORTH 4440



GAS STRUT MOUNTING SYSTEM FOR ANGLED GULL WING LID OPENING



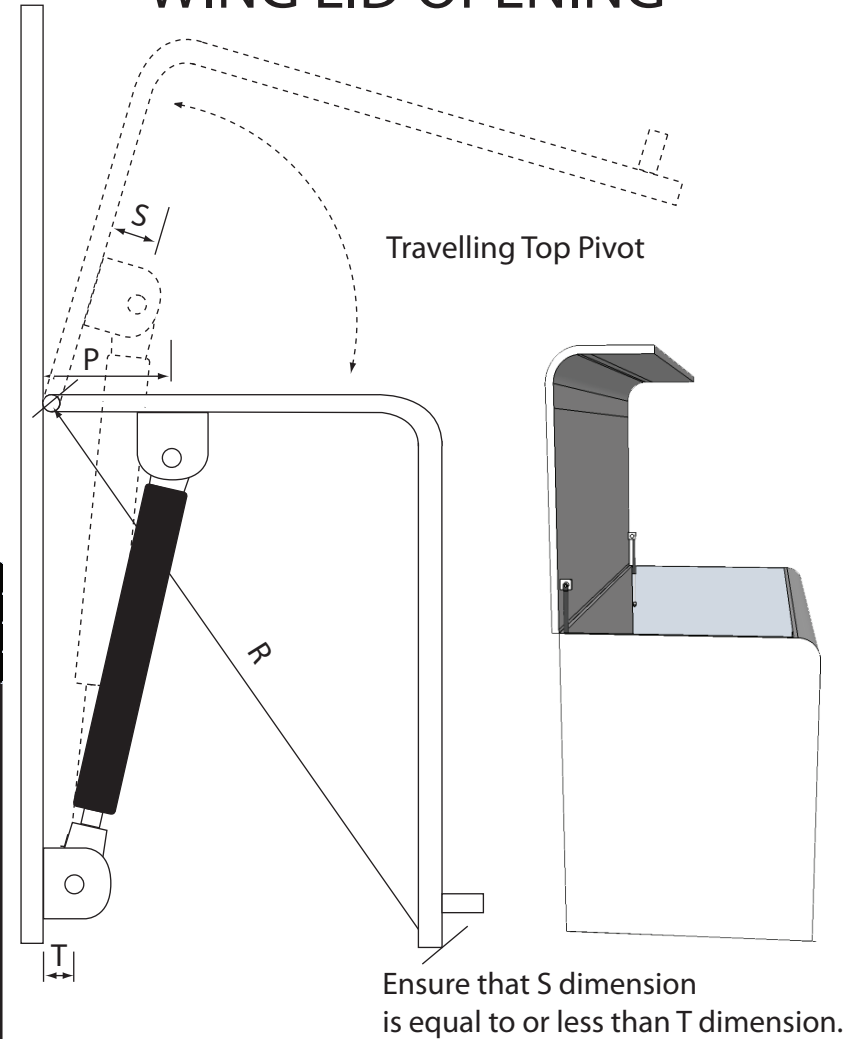
Material	Thickness	Weight 1mtr square
Plastic	10mm	10 kg
Aluminium	10mm	27 kg
Steel	10mm	78 kg

Height of door (R)x0.5 = approx extended length of strut.

Increase dimension P for doors less than 90° travel

Decrease dimension P for doors more than 90° travel

GAS STRUT MOUNTING SYSTEM FOR SQUARE GULL WING LID OPENING



Disclaimer: These plans and designs are concepts, accurate to the best of our knowledge. Dimensions and designs shown are based on actual working models, however do not constitute a specification. Co-Mac (PN) Ltd take no responsibility in any form whatsoever for the results of the use of these plans, and the user is recommended to conduct their own

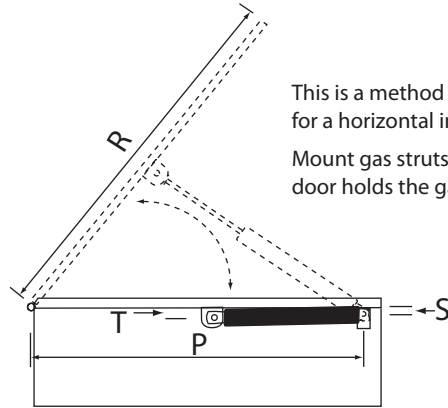
www.comac.co.nz
orders@comac.co.nz

PH (06) 350-0015
FAX (06) 354-2662

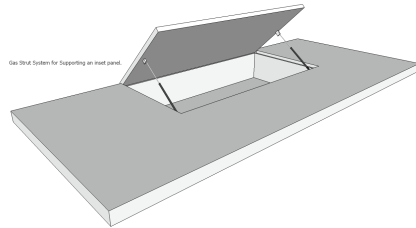
PH 0800 33 55 22 105 Kaimanawa Street
FAX 0800 42 66 22 PO Box 4 PALMERSTON NORTH 4440



INSET HORIZONTAL PANEL APPLICATION FOR GAS STRUTS

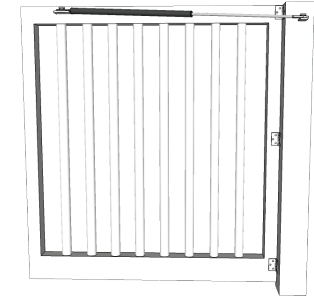
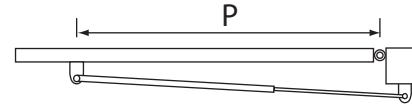


This is a method for mounting gas struts for a horizontal inset panel.
Mount gas struts so that the weight of the door holds the gas strut closed as required.




PEDESTRIAN GATE APPLICATION FOR GAS STRUTS

Mount Gas Strut on a slight angle to ensure that seal stays lubricated, when the strut is at rest.



Use this Gas Strut application to make a damper action, soft close pedestrian gate.



Disclaimer: These plans and designs are concepts, accurate to the best of our knowledge. Dimensions and designs shown are based on actual working models, however do not constitute a specification. Co-Mac (PN) Ltd take no responsibility in any form whatsoever for the results of the use of these plans, and the user is recommended to conduct their own assessment of the designs, within the requirements of the application.

www.comac.co.nz
orders@comac.co.nz

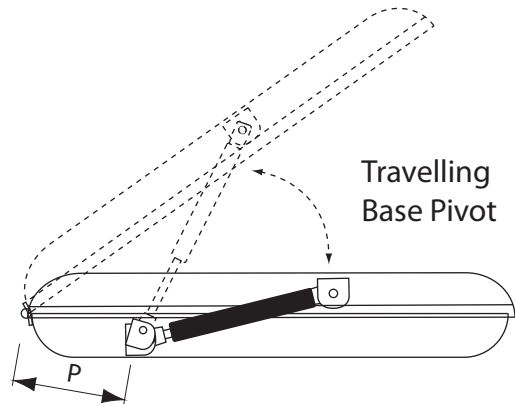
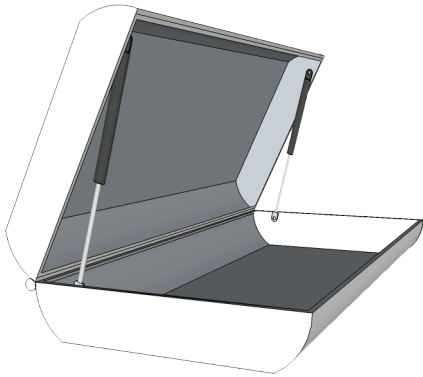
PH (06) 350-0015
FAX (06) 354-2662

PH 0800 33 55 22
FAX 0800 42 66 22

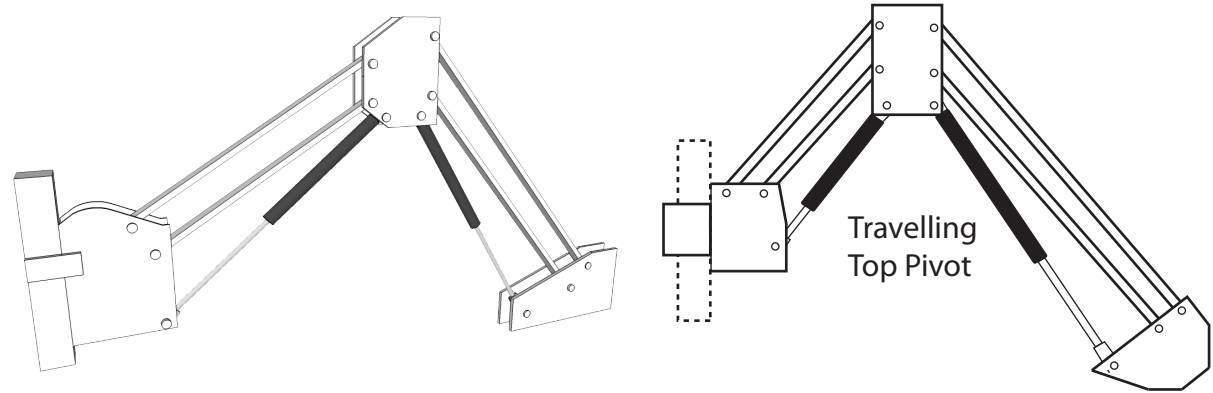
105 Kaimanawa Street
PO Box 4 PALMERSTON NORTH 4440



Roof Boxes with Gas Struts



Support Arm with Gas Struts



Mount the Gas Strut on a greater angle than the support rods. This creates the necessary pressure required to give the support.

Disclaimer: These plans and designs are concepts, accurate to the best of our knowledge. Dimensions and designs shown are based on actual working models, however do not constitute a specification. Co-Mac (PN) Ltd take no responsibility in any form whatsoever for the results of the use of these plans, and the user is recommended to conduct their own assessment of the designs, within the requirements of the application.

www.comac.co.nz

PH (06) 350-0015

PH 0800 33 55 22 105 Kaimanawa Street

orders@comac.co.nz

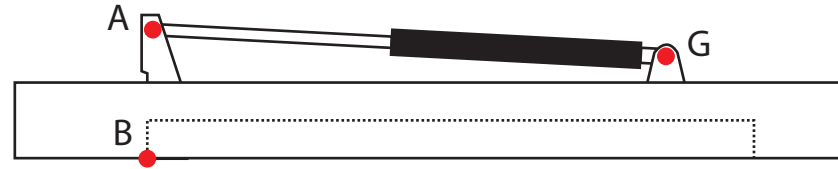
FAX (06) 354-2662

FAX 0800 42 66 22 PO Box 4 PALMERSTON NORTH 4440

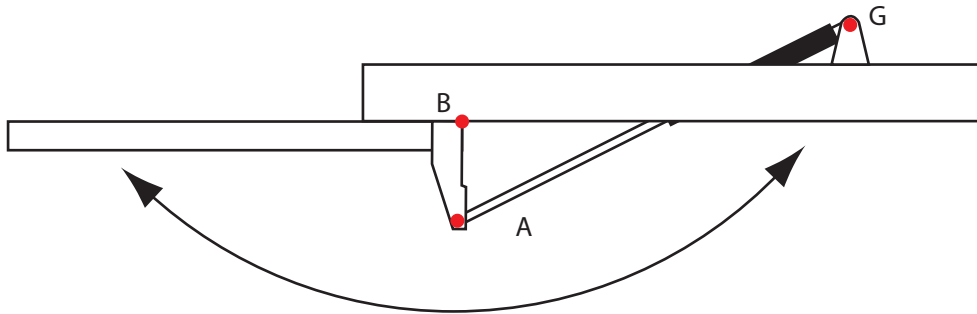


Ceiling mounted man hole cover

Mount the gas strut so that when closed,
Point A is above point G
Point B is below G

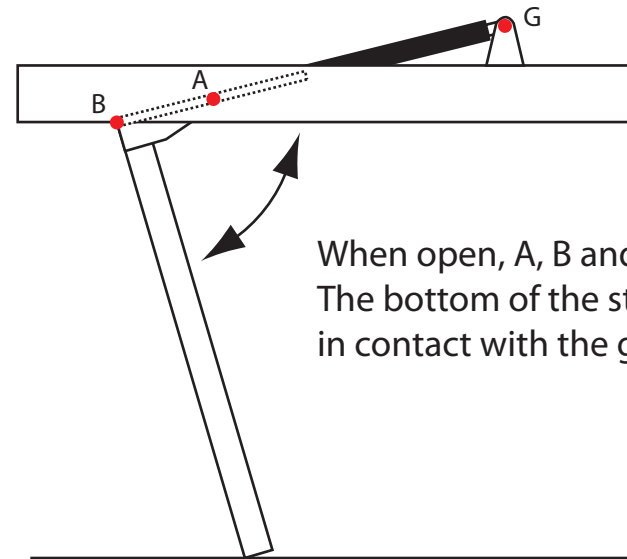


Option 1



When open, point A is below B and G

Option 2 Stairs



When open, A, B and G are in line.
The bottom of the stairs
is in contact with the ground

Disclaimer: These plans and designs are concepts, accurate to the best of our knowledge. Dimensions and designs shown are based on actual working models, however do not constitute a specification. Co-Mac (PN) Ltd take no responsibility in any form whatsoever for the results of the use of these plans, and the user is recommended to conduct their own assessment of the designs, within the requirements of the application.

www.comac.co.nz

PH (06) 350-0015

PH 0800 33 55 22 105 Kaimanawa Street

orders@comac.co.nz

FAX (06) 354-2662

FAX 0800 42 66 22 PO Box 4 PALMERSTON NORTH 4440

